

How to use the Bemfola pre-filled pen



You have been prescribed Bemfola and this instruction leaflet will guide you how to use the pen.

Bemfola 75 IU/0.125 ml

Bemfola 150 IU/0.25 ml

Bemfola 225 IU/0.375 ml

Bemfola 300 IU/0.50 ml

Bemfola 450 IU/0.75 ml

Solution for injection in a pre-filled pen.



bemfola
follitropin alfa

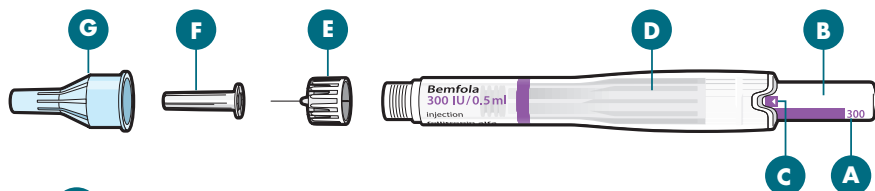
Things to remember:

Wash your hands

Give yourself the injection around the same time every day

Take your pen out of the fridge 5–10 minutes before using it

The different parts of your pen



E Needle

F Inner needle cap

G Outer needle cap

A Dosage

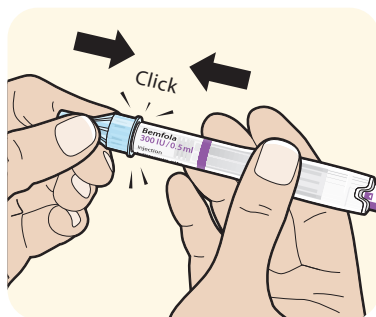
B Dosage knob

C Activation bar

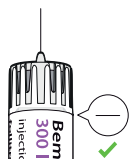
D Cartridge with medication

Getting your pen ready

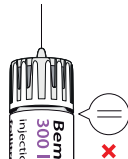
Remove the peel tab from the injection needle. Hold the pen by its sides and attach the needle by **clicking it into place**. **NB! Do not twist the needle.** Caution: Do not push the dosage knob in while attaching the needle.



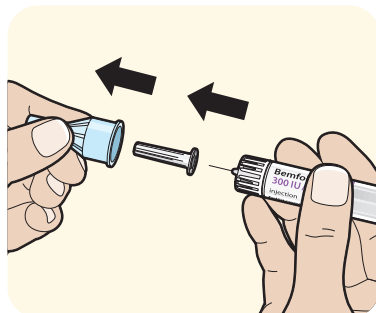
Correct position of the needle



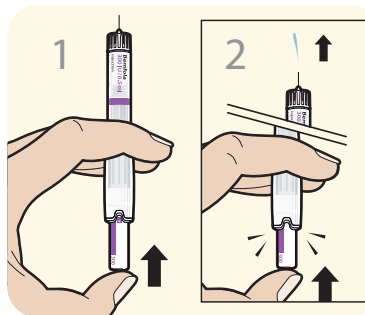
Incorrect position of the needle



Remove the outer needle cap. Keep it for later. You will need it after the injection. Remove the inner needle cap.

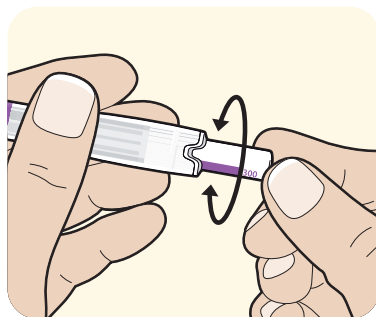


Hold the pen so the needle is pointing upright.¹
Push the dosage knob in until it stops.
The activation bar disappears and some liquid should splash out – this is normal.² If no liquid splashes out, do not use the pen, take a new one.



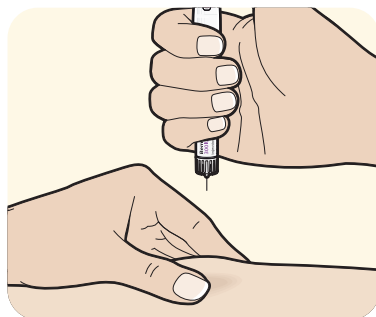
Setting the dose

Turn the dosage knob until your prescribed dose is in line with the display window.
The pen is now ready for injection.



Giving yourself the injection

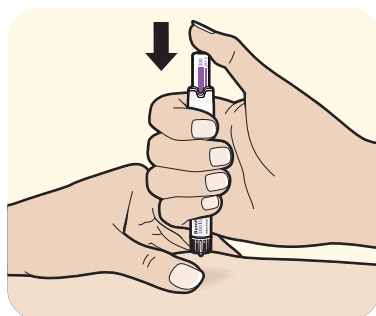
Immediately inject the liquid (normally in your tummy) according to the instructions from your doctor or nurse. Lightly pinch the skin of the injection area and insert the needle.
Caution! Do not push the dosage knob while inserting the needle!



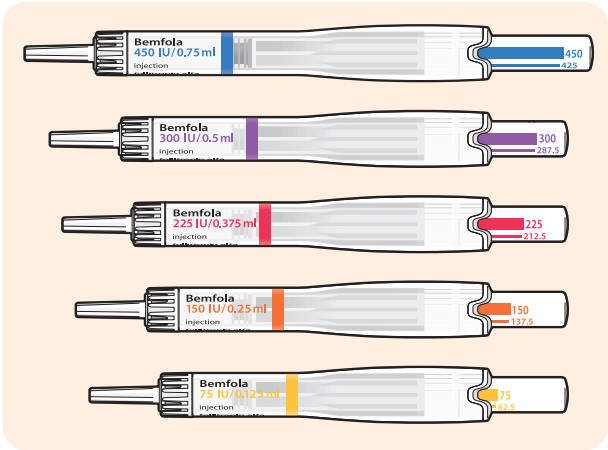
Push in the dosage knob slowly and continuously until it stops and the dose bar has disappeared.
Do not remove the needle immediately. Wait for 5 seconds before pulling it out.

After the injection: Replace the outer needle cap and put the used needle in a closed container (bottle or milkbox) and throw it away in the household waste.

The rest of the used equipment is also thrown in the household waste.



Keep refrigerated (2°C – 8°C). Do not freeze. Can be taken out of the refrigerator and kept at room temperature (max 25°C) for 90 days.
Do not use this medicine after the expiry date.



Bemfola 75 IU 0,125 ml	Bemfola 150 IU 0,25 ml	Bemfola 225 IU 0,375 ml	Bemfola 300 IU 0,5 ml	Bemfola 450 IU 0,75 ml
75 IU	150 IU	225 IU	300 IU	450 IU
62,5 IU	137,5 IU	212,5 IU	287,5 IU	425 IU
50 IU	125 IU	200 IU	275 IU	412,5 IU
37,5 IU	112,5 IU	187,5 IU	262,5 IU	400 IU
	100 IU	175 IU	250 IU	375 IU
	87,5 IU	162,5 IU	237,5 IU	350 IU
	75 IU	150 IU	225 IU	337,5 IU
				325 IU
				300 IU

Detailed information on this medicine is available at <http://www.ema.europa.eu>
Detailed animated video is available at www.youtube.com
For the Nordic countries respectively, detailed product information is also available here:
– Sweden: www.fass.se
– Finland: www.laakeinfo.fi
– Denmark: www.ema.europa.eu
– Norway: www.felleskatalogen.no

Marketing Authorisation Holder and Manufacturer:
Gedeon Richter Plc.
Gyömrői út 19-21.
1103 Budapest
Hungary